

Unit 3 At the Store


Let's Talk



A Trace and write.

Hello This play friend

Hi, Scott. _____ is my _____, Sarah.



Hi, Scott. Let's _____!

_____, Sarah.

B Read and number.



Hi, Andy.
Let's play!



Hello,
Sarah.



Hi, Andy. This
is my friend,
Sarah.



Let's Learn



A Write.

crayon
markers

pencil case
notebooks

crayons
marker



1. pencil case

2. markers

3. _____




4. _____

5. _____

6. _____

B Read, draw, and color.

1. Draw 5 green notebooks.



2. Draw 1 red table.

Draw 4 blue pencil cases.




C Look and circle.



1. One crayon.
Ten crayons.
2. One pencil case.
Twelve pencil cases.
3. One marker.
Eight markers.
4. One notebook.
Ten notebooks.

D Write and check.



1. How many markers?

- Three markers.
 Four markers.



2. How many _____ ?

- Two pencils.
 Three pencils.



3. _____ ?

- Five notebooks.
 Seven notebooks.



4. _____ ?

- Eight crayons.
 Ten crayons.

Let's Learn More



A Read and circle.

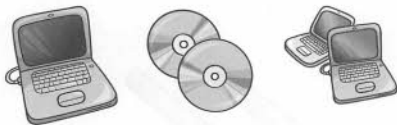
1. CDs



2. a cell phone



3. computers



4. a video game



B Look and check.

1.



- It's a pencil case.
 They're pencil cases.

2.



- It's a computer.
 They're computers.

3.



- It's a video game.
 They're video games.

4.



- It's a cell phone.
 They're cell phones.

C Trace, write, and match.

1. What are these?

2. What's this?

3. ?

4. ?



• It's a video game.

• It's a cell phone.

• They're CDs.

• They're computers.

D Trace and write.

1. 1, 2, 3, 4 ...



Count the books.

2. 1, 2, 3 ...



the video games.



to the computer.



the video games.



A Trace and match.

1. desk

2. tiger

3. two

4. duck

5. door

6. toys

Dd

Tt



2

B Write.


1. **Dd**



2. **Tt**



At the Toy Store



toy store

Look at the toys!


Copyright © Oxford University Press. All rights reserved.



toy store

Two ducks!





They're tigers.



How many ducks?

